

SOPHIE

Design: Castello Lagravinese Studio



Struttura: legno di pioppo.
Imbottitura seduta: gomma.
Imbottitura schienale: gomma a quote differenziate
Base: legno di faggio ricoperto in lamina di metallo.
Rivestimento: non sfoderabile.

Structure: poplar wood.
Seat padding: polyurethane foam.
Back padding: polyurethane foam.
Feet: beech wood covered with metal foil.
Cover: not removable.




VMS - VERNICIATO BRONZATO CHIARO
BRILLANTE
SHINY LIGHT BRONZED STAINED



VMT - VERNICIATO BRONZATO SCURO OPACO
MATT DARK BRONZED STAINED



TUTTI I TESSUTI | ALL FABRICS



TUTTE LE PELLI | ALL LEATHERS

Art. 40321 - 40321/R

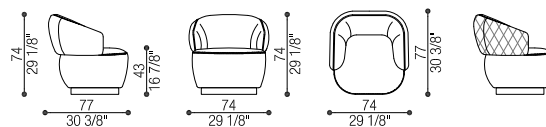
Poltrona | Armchair

cm 74 x 77 h 74 (in 29 1/8 x 30 3/8 h 29 1/8)

cm SH 43 (in SH 16 7/8)

Tessuto/Fabric: mtl 4 - Pelle/Leather: mq 7

Volume: mc 0,4 - Peso Lordo/Gross Weight: kg 22



Art. 40321/G - 40321/RG

Poltrona | Armchair

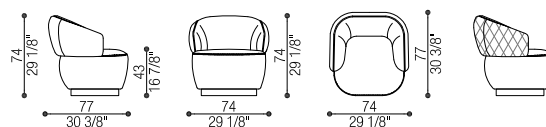
Poltrona Girevole | Swivel Armchair

cm 74 x 77 h 74 (in 29 1/8 x 30 3/8 h 29 1/8)

cm SH 43 (in SH 16 7/8)

Tessuto/Fabric: mtl 4 - Pelle/Leather: mq 7

Volume: mc 0,57 - Peso Lordo/Gross Weight: kg 31



Art. 40324 - 40324/R

Pouf | Pouf

cm Ø 50 h 41 (in Ø 19 5/8 h 16 1/8)

cm SH 41 (in SH 16 1/8)

Tessuto/Fabric: mtl 1 - Pelle/Leather: mq 2

Volume: mc 0,21 - Peso Lordo/Gross Weight: kg 9

