

ESTELLE

Design: Opera Contemporary Studio



Struttura: legno di frassino
Imbottitura seduta: gomma
Imbottitura schienale: gomma
Puntali: metallo
Rivestimento: non sfoderabile


Structure: ash wood
Seat padding: polyurethane foam
Back padding: polyurethane foam
Tips: metal
Cover: not removable




EBA
TINTO EBANO
EBONY STAINED



WEN
TINTO WENGÉ
WENGÉ STAIN



NCA
TINTO TABACCO
TOBACCO STAIN



GRY
TINTO GRIGIO
GREY STAIN



CIL
TINTO CILIEGIO
CHERRY STAIN



TUTTI I TESSUTI
ALL FABRICS



TUTTE LE PELLI
ALL LEATHERS

Art. 47043

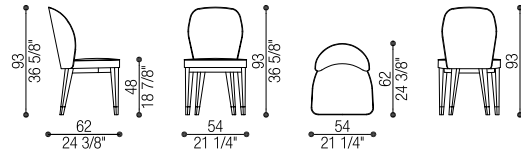
Sedia | Chair

cm 55 x 62 h 93 (in 21 5/8 x 24 3/8 h 36 5/8)

cm SH 48 (in SH 18 7/8)

Tessuto/Fabric: mtl 3 - Pelle/Leather: mq 5

Volume: mc 0,43 - Peso Lordo/Gross Weight: kg 12



Art. 47043/R

Sedia | Chair

cm 55 x 62 h 93 (in 21 5/8 x 24 3/8 h 36 5/8)

cm SH 48 (in SH 18 7/8)

Tessuto/Fabric: mtl 3 - Pelle/Leather: mq 5

Volume: mc 0,43 - Peso Lordo/Gross Weight: kg 12

