

# LEWIS

Design: Opera Contemporary Studio



Struttura: frassino o noce canaletto  
Top: legno massello con inserti in marmo  
Base: piastre in metallo


Structure: ash wood or canaletto walnut  
Top: solid wood with marble inserts  
Base: floor metal plates




**EBA**  
TINTO EBANO  
EBONY STAINED



**WEN**  
TINTO WENGÉ  
WENGÉ STAIN




**NCA**  
TINTO TABACCO  
TOBACCO STAIN



**GRY**  
TINTO GRIGIO  
GREY STAIN



**CIL**  
TINTO CILIEGIO  
CHERRY STAIN



**N/NOO**  
NOCE CANALETTO  
CANALETTO WALNUT



**MOS**  
METALLO BRONZATO CHIARO  
LIGHT BRONZED METAL



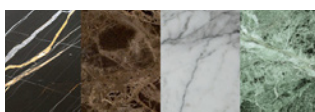
**MET**  
METALLO BRONZATO SCURO OPACO  
MATT DARK BRONZED METAL



**MOB**  
METALLO DORATO BRILLANTE  
SHINY GOLDEN METAL



**MCB**  
METALLO CROMATO BRILLANTE  
SHINY CHROMED METAL



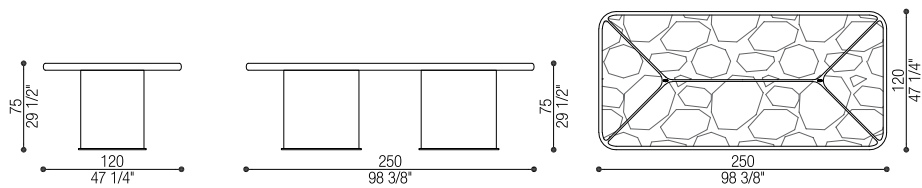
TUTTI I MARMI  
ALL MARBLES

Art. 46018/25

Tavolo | Table

cm 250 x 120 h 75 (in 98 3/8 x 47 2/8 h 29 1/2)

Volume: mc 3,21 - Peso Lordo/Gross Weight: kg 200



Art. 46018/25N

Tavolo noce canaletto | Table canaletto walnut

cm 250 x 120 h 75 (in 98 3/8 x 47 2/8 h 29 1/2)

Volume: mc 3,21 - Peso Lordo/Gross Weight: kg 200

